

## JOIN US MONDAY NIGHTS – 6.45 LOGIN FOR REALBRIDGE –

It's easier than you think ..... (A good winter choice if you don't fancy driving in the dark, the snow, the wet or the fog!)

Realbridge allows you to talk to, and see the other players at your table.

**Step 1** – Go to Sarum Bridge website. **Home page.** Look to the right of the page for the **Calendar** section. Click on the link.

You will need your EBU number to log in.

You can set this up a day or so before if you want, it will help to sort any problems early.

Any problems, ie don't have an EBU number or cannot remember it. Go to **“Contacts”** on website and send email to one of the following who should be able to assist you. Richard eg will have a membership list with EBU numbers:

Chair

Secretary

Membership Secretary

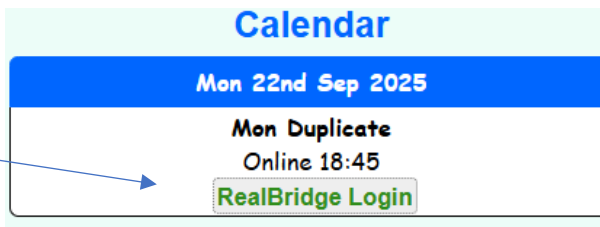
Steward Secretary

✉ Richard Woodward

✉ Anthony Warley

✉ Sheila Pearson

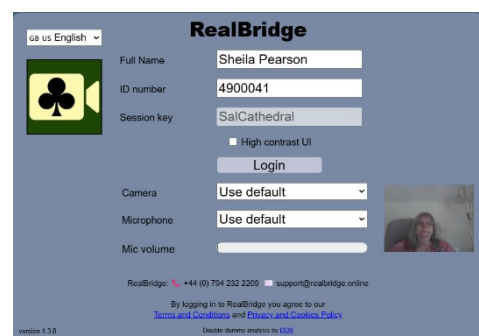
✉ Richard Woodward



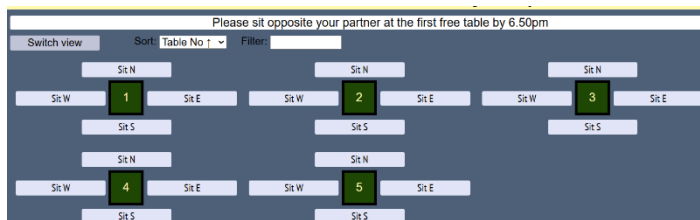
**Step 2** – **Login** (just follow the instructions)

Put in your Name, your EBU number and click on Login

The picture at the bottom right should show the image from your device camera unless you have no camera or your video is turned off. The 'Mic. Volume' bar shows if your microphone is operating.



**Step 3** – Choose where you want to sit (nothing new here!) Click in the box and you will automatically go to your “table”.



**Step 4** – Wait for play to start 7.00 pm You can chat with your fellow players while you wait ....they will have popped up on your screen.

**Step 5** Play starts. Bidding box will appear – click on your choice .... And off you go! If you have any problems I am sure the other 3 players at your table, will be happy to give you advice